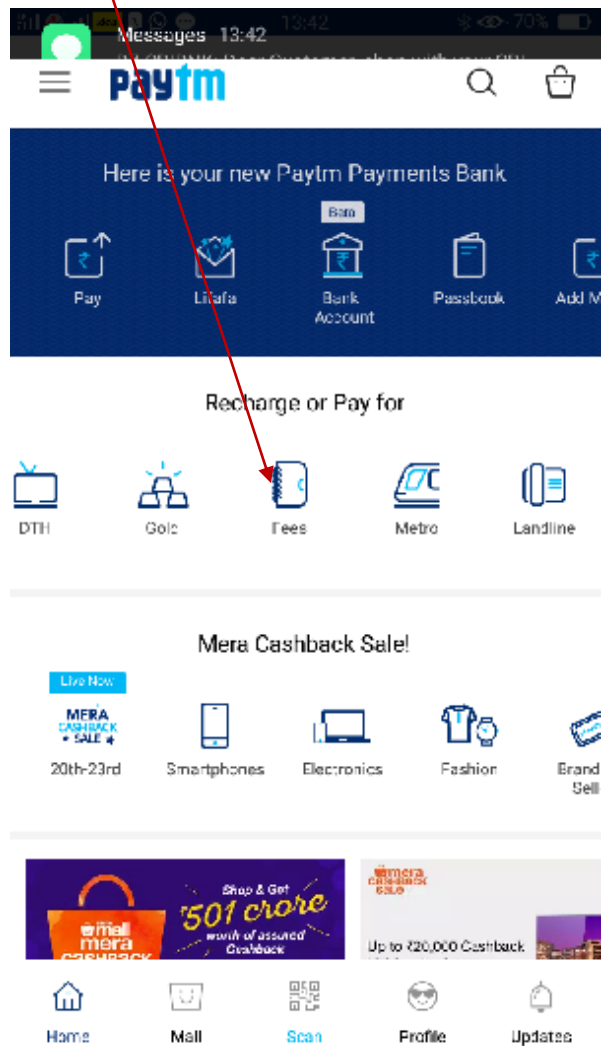
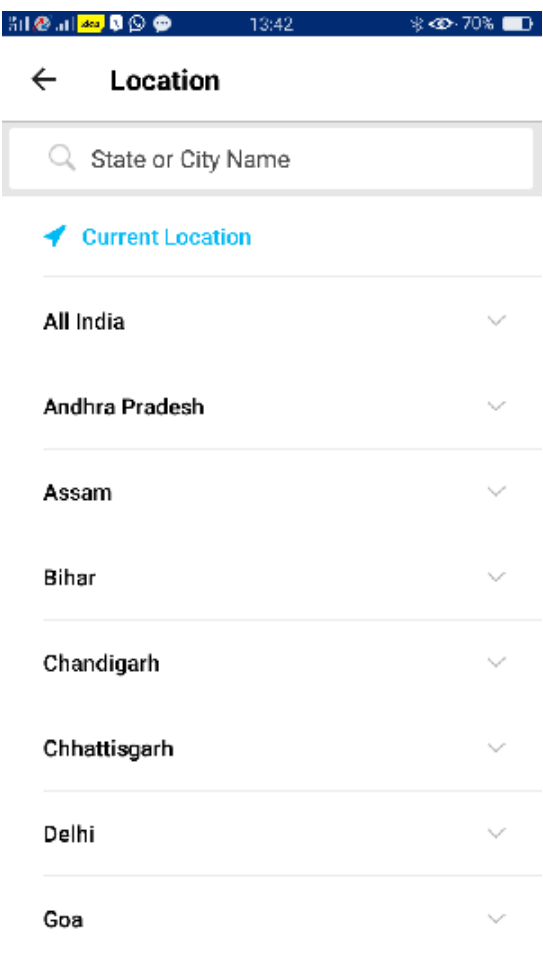


## STEPS FOR PAYMENT OF FEES USING PAYTM ON MOBILE

### **STEP 1 -- OPEN PAYTM APP ON MOBILE AND SELECT FEES**



### **STEP 2 -- SELECT LOCATION (HIMACHAL PRADESH)**



### STEP 3 -- SELECT CITY- DHARAMSHALA

13:43 70%

#### ← Location

State or City Name

Himachal Pradesh ^

Dalhousie

Dharamshala

Mandi

Solan

Jammu and Kashmir v

Jharkhand v

Karnataka v

Kerala v

Madhya Pradesh v

### STEP 4 -- ENTER INSTITUTE NAME -- AADHUNIK PUBLIC SCHOOL

13:43 70%

#### ← Pay Your Fee

Location

Dharamshala, Himachal Pradesh

Institute

Proceed

To refer your school/college to start accepting fees with Paytm, email us at [education@paytm](mailto:education@paytm).

[Read More](#)

Offers

Help

Promocode : FEE v

Pay your Fees on Paytm & avail exclusive student offers across movies, flights, & more

Promocode : PAY4HOTEL v










Recharge or Pay Bills and avail flat 35% Cashback\*

## STEP 5

13:43 70%

← Institute

Search

 Aadhunik Public School	 Aakash Institute	 All India Management Association...
 Allen	 Amity University	 Apeejay Group of Colleges
 Apeejay Group	 Aprima MBA	 BYJU'S

## STEP 6

13:48 68%

← Pay Your Fee

Location  
Dharamshala, Himachal Pradesh

Institute  
Aadhunik Public School

Enrollment Number

[Proceed](#)

To refer your school/college to start accepting fees with Paytm, email us at [education@paytm](mailto:education@paytm).  
[Read More](#)

[Offers](#) [Help](#)

Promocode : FEE

Pay your Fees on Paytm & avail exclusive student offers across movies, flights, & more

**STEP 7 -- ENTER REGISTRATION NUMBER OF STUDENT**

15:51 58%

← **Pay Your Fee**

Location  
Dharamshala, Himachal Pradesh

Institute  
Aadhunik Public School

Enrollment Number  
[REDACTED]

Consumer Details

Name	[REDACTED]
Year	[REDACTED]
Class	[REDACTED]
Father's Name	[REDACTED]
Fee	1550
Late Fee Fine	100

Amount  
**1650**

**Fast Forward**  
*Instant payment from your Paytm balance*


**Proceed**

**STEP 8 -- AFTER CLICKING 'PROCEED' BELOW SCREEN WILL SHOW -- SHOWING TOTAL FEES TO BE PAID**


15:51 58%


← **Care for a few Deals?** [Skip](#)

Hot Deals Shopping Food & Beverage

 **Cashback of Rs.100 on purchase of Rs.2000 @ Levi's** ₹ 2,000

Levi's

 **100% Cashback on Recharge on the Paytm Mall App** Free

 **Cashback of Rs.50 on purchase of Rs.500 @ KFC** ₹ 500

KFC

Fee for Aadhunik Public School of [REDACTED] ₹ 1,650  
(Enrollment Number)

[Have a promocode?](#)

**Proceed to Pay ₹ 1,650**

## STEP 9

NEXT SCREEN WILL SHOW BALANCE IN YOUR PAYTM WALLET. EITHER PAY THROUGH WALLET OR SELECT OTHER OPTIONS SHOWN AT BOTTOM OF SCREEN

← **Complete Your Payment**

Total amount to be paid Rs 1650


Use Paytm Wallet  
(Your current balance is Rs 659.92)

You do not have sufficient wallet balance for this transaction

Please select any other payment method Rs 1650


---

**Saved Cards**

XXXXXXXXXX **HDFC**  [Delete](#)

CVV

**Pay now**

 Your card details are secured via 128 Bit encryption by Verisign

---

**Other payment modes**

Debit Card >

Credit Card >

Net Banking >